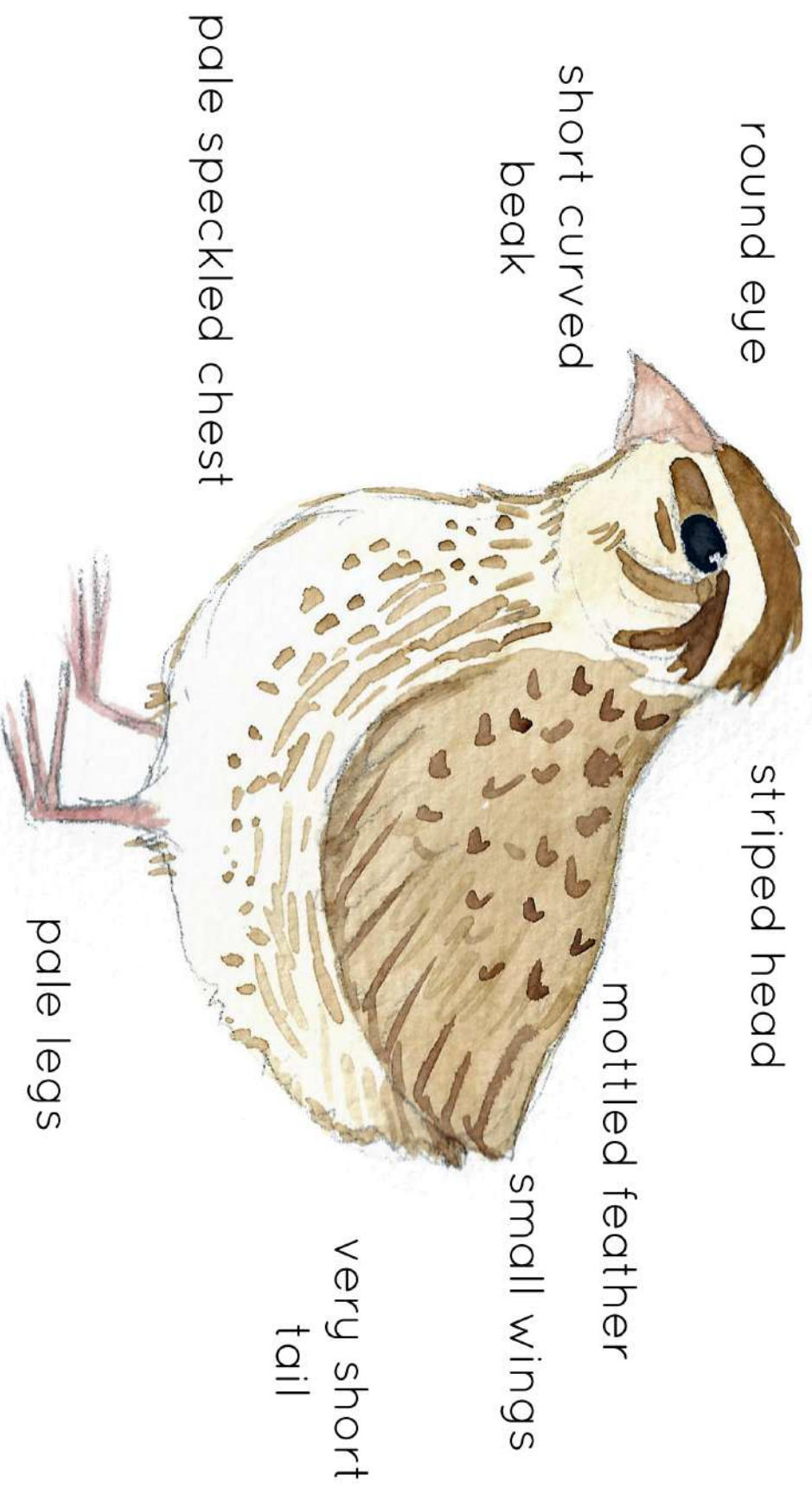


# Anatomy of the European Quail (*Coturnix coturnix*)



round eye

short curved  
beak

striped head

mottled feather

small wings

very short  
tail

pale speckled chest

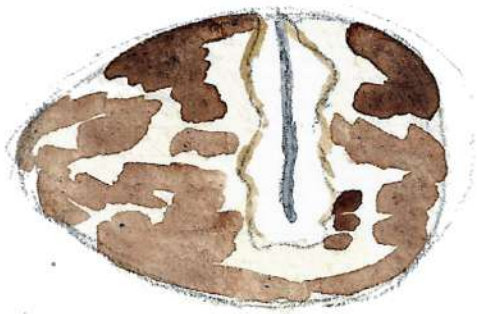
pale legs



quail eggs take 17 days to incubate



the chick pips the egg by making a tiny hole



over the next day or two the chick slowly makes a gap around the egg



the chick pushes the two halves apart

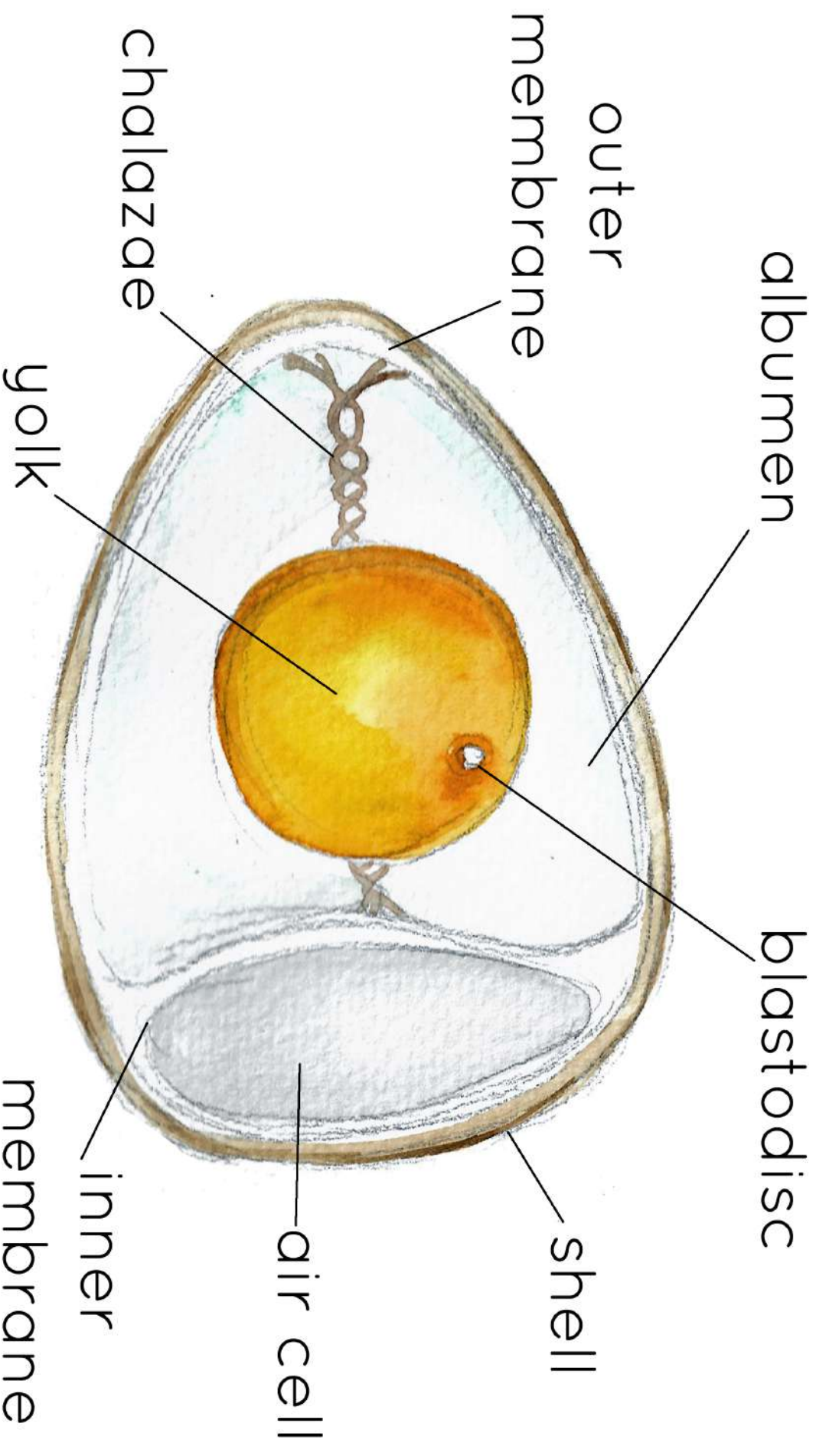


when it hatches  
the chick is wet  
and tired



soon it is fluffy  
and walking

# Inside an Egg







## **Fiddlesticks Education**

Digital Download

### **Printing Tips**

To create a tactile finished item I highly recommend printing onto high quality paper, I like to use watercolour paper as the texture is beautiful to handle. For more ideas on ways to use this set, take a look at our instagram account @fiddlesticks.education

### **Terms of Use**

All the illustrations included in my products are lovingly hand-drawn and painted by myself (Rebecca Brewster). Each file you purchase may be printed as many times as you like for your own personal use. This includes use by yourself and your own family. They may be used for children you look after (childminders/babysitters), any clubs you run (including Sunday schools) and any school classes that YOU teach. You may give printed copies as gifts or party favours.

To help me keep my prices low please do not share the downloaded files with others or allow other people to make copies of the printed product. Instead direct them to my shop or instagram so they can discover our original products for themselves

You may not alter or resell these files in their original format or anything using my original artwork without express written consent and additional licencing (this includes for charities)

You can contact me to discuss extra licencing for example charity fundraisers (normally free of charge), selling as colouring sheets, school fairs, independent shops, creating products using my art or 'whole school' licencing - my prices are usually very reasonable.

### **Show Me What You're Doing**

I love to see what you are doing with my work, if you put together any lessons or displays using it please tag me @fiddlesticks.kids on instagram. All tags are entered into a monthly prize drawer for a £10 shop voucher. You will also get to see sneak peaks of upcoming art as well as access to freebies and special offers.

<https://www.etsy.com/uk/shop/FiddlesticksEd>